




Metal Ceiling



Metal Ceiling



■ SQUARE CEILING SERIES

■ BLADE CEILING SERIES

■ SQUARE TUBE CEILING SERIES

■ O-SHAPED CEILING SERIES

■ OPEN CEILING SERIES

■ CORRUGATED CEILING

■ STRIP CEILING SERIES

■ NON-STANDARD CEILING SERIES


Contents

	Page
CLIP IN CEILING	01 - 02
LAY IN CEILING	03 - 04
CEILING PATTERN	05 - 06
OPEN CEILING	07 - 08
SQUARE TUBE CEILING	09 - 10
ROUNDTUBE CEILING	11 - 12
BLADE CEILING	13 - 14
C-STRIP CEILING	15 - 16
S-STRIP CEILING	17
CORRUGATED CEILING	18
NON-STANDARD SHAPED CEILING	19-20

Clip in Ceiling



Specification	Perforation	Powder coating	Roll-painting	Ledge	Beveled edge	Height
300X300	•	•	•	•	•	18/20
300X600	•	•	•	•	•	20/24/28
300X1200	•	•	•	•	•	20/24/28
400X400	•	•	•	•	•	20/24/28
500X500	•	•	•	•	•	20/24/28
600X600	•	•	•	•	•	20/24/28
600X1200	•	•	•	•	•	20/24/28
800X800	•	•	•	•	•	20/24/28



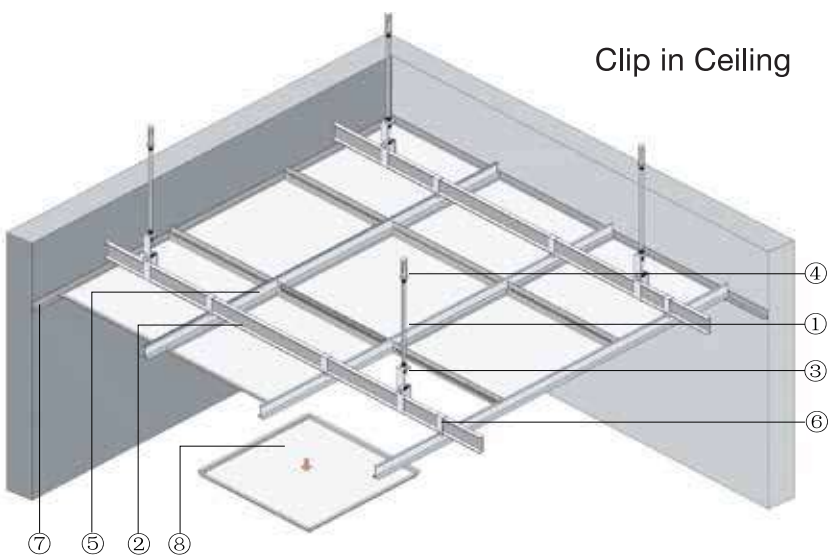
Flat combined ceiling

300+100 (Langle)		600+150 (Beveled Angle)	
300 × 300	ceiling tile	600 × 600	ceiling tile
100 × 100	square box	150 × 150	square box
100 × 300	strip box	150 × 600	strip box



Deep combined ceiling

600+100 (Langle)		600+150 (Langle)	
600 × 600	frame	600 × 600	frame
300 × 300	cover	300 × 300	cover
100 × 100	square box	150 × 150	square box
100 × 300	strip box	150 × 600	strip box



- ① hanging bolt
- ② 38main profile
- ③ hanging parts of 38 main profile
- ④ explosive bolt
- ⑤ triangle profile
- ⑥ hanging parts of ⑤
- ⑦ wall angle
- ⑧ square panel

Lay in Ceiling


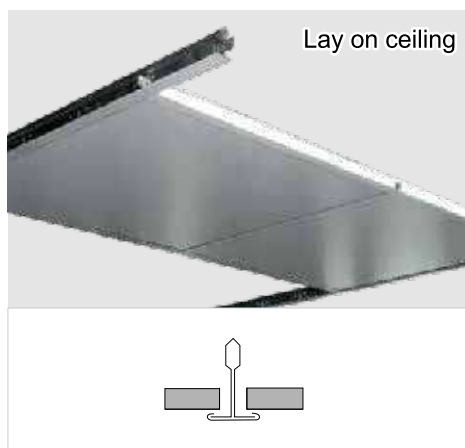


Lay in ceiling

Lay on ceiling	595x595x18Hmm
	603.25x603.25x18Hmm
	295x295x10Hmm

Lay in ceiling	Metric System	British System
	595x595x575x575x8Hmm(12H/18H)	605x605x585x585x10Hmm
	595x595x585x585x10Hmm	585x585x575x575x8Hmm
	595x1195x575x1175	603x1210x585x1195
	295x295x275x275x8H	

Installation




800 CLIP IN PATENT CEILING



800X800斜边平板



800X800井型




800X800斜边四边留白 φ 2.3


Specification(mm)

产品规格	冲孔	粉末喷涂	聚酯辊涂	直边	斜边	边高
300X300	●	●	●	●	●	20
300X600	●	●	●	●	●	20
300X1200	●	●	●	●	●	20
400X400	●	●	●	●	●	20
500X500	●	●	●	●	●	20
600X600	●	●	●	●	●	20/24/28
600X1200	●	●	●	●	●	20/24/28
800X800	●	●	●	●	●	24


Perforation size




孔径 hole size:0.8mm直排孔




孔径 hole size:1.8mm斜排孔




孔径 hole size:1.8mm直排孔




孔径 hole size:2.3mm直排孔




孔径 hole size:3.0mm斜排孔



孔径 hole size:5.0mm直排孔



孔径 hole size:10mm直排孔



孔径 hole size: 5mm直排孔


Ceiling Pattern



XL-03
600X600 ϕ 3拼花




XL-06
600X600 ϕ 2.5拼花




XL-07
600X600 ϕ 3 49格




XL-08
600X600 井形




XL-09
600X600 ϕ 2.3全孔



XL-10
600X600 ϕ 3 25格



XL-11
600X600 ϕ 3 对角




XL-14
600X600 ϕ 3 拼花




XL-17
600X600 ϕ 3 拼花



XL-22
600X600 ϕ 3 拼花




XL-23
600X600 ϕ 3 拼花




XL-24
600X600 ϕ 1.8 25格




XL-26
600X600 ϕ 3 全孔




XL-27
600X600 平板



XL-28
600X600 ϕ 3 拼花




XL-29
600X600 ϕ 3 拼花




XL-32
600X600 ϕ 1.8 小梅花




XL-33
600X600 ϕ 2.5 拼花




XL-34
600X600 ϕ 1.8小方格



XL-35
600X600 ϕ 3井形边孔




XL-36
600X600 ϕ 1.8大方格



XL-37
600X600 ϕ 10全孔




XL-39
600X600 蓝天白云




XL-43
600X600 ϕ 1.8全孔



XL-44
600X600 ϕ 3 拼花




XL-47
600X600 井形中心孔



XL-48
600X600 ϕ 3拼花




XL-49
600X600 ϕ 1.8正方对角



XL-51
600X600 ϕ 3井形斜边孔



XL-52
600X600 ϕ 3拼花




XL-68
600X600 ϕ 5 全孔



XL-69
600X600 ϕ 1.8 中间孔




XL-46 600X600 (跌级)
(585X585英寸) 平板




XL-50 600X600 (跌级)
(585X585英寸) ϕ 1.8大方格




XL-70 600X600 (跌级)
(585X585英寸) ϕ 1.8全孔



XL-73 600X600 (跌级)
(585X585英寸) ϕ 2.3全孔



XL-71 600X600 (跌级)
(575X575公制) ϕ 2.3全孔




XL-72 600X600 (跌级)
(575X575公制) ϕ 2.3中间孔




XL-74 600X600 (跌级)
(575X575公制) 平板




XL-75 600X600 (跌级)
(575X575公制) ϕ 1.8全孔



XL-76 内575X575 (跌级)
外595X595 斜边平板
边高12




XL-77 内575X575 (跌级)
外595X595 斜边
边高12 ϕ 2.3



XL-78 内575X575 (跌级)
外595X595 斜边平板
边高18



XL-79 内575X575 (跌级)
外595X595 斜边平板
边高18 ϕ 1.8



XL-80 600X600
斜边全孔 ϕ 5



XL-81 600X600
斜边全孔 ϕ 0.8




XL-82 600X600
斜边凹圆



XL-83 603X603
直边平板



XL-84 595X595
直边平板




XL-85 595X595
直边 ϕ 2.3




XL-86 595X595
直边 ϕ 1.8



XL-87 800X800
斜边平板



XL-88 800X800
四边留白 ϕ 2.3




XL-89 800X800
井型




XL-54
300X300 平板




XL-55
300X300 对角




XL-56
300X300 ϕ 3全孔



XL-57
300X300 太阳花




XL-58
300X300 ϕ 1.8小方格




XL-59
300X300 ϕ 1.8全孔



XL-60
300X300 井形



XL-62
300X600 ϕ 2.3全孔



XL-63
300X300 ϕ 1.8小梅花



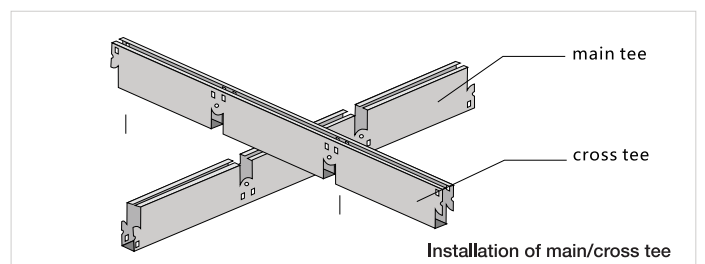
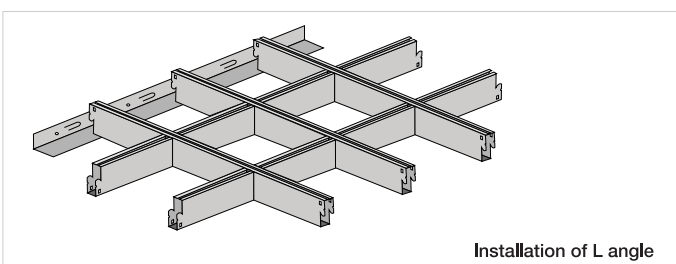

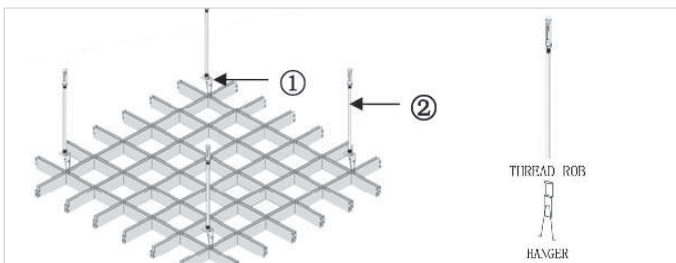
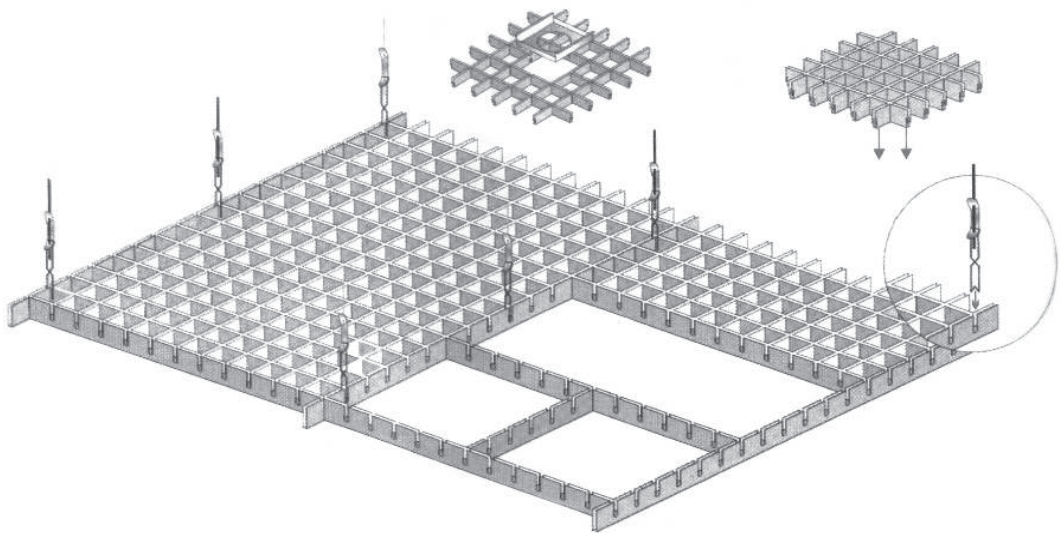
XL-64
300X300蓝天白云

Open Ceiling



Specification

Open Size (mm)	Width & Height		Length	Thickness
50X50	W10:H35/40/45/50	W15:H50/60/80	2000	0.35~0.6
75X75	W10:H35/40/45/50	W15:H50/60/80	1950	0.35~0.6
100X100	W10:H35/40/45/50	W15:H50/60/80	2000	0.35~0.6
125X125	W10:H35/40/45/50	W15:H50/60/80	2000	0.35~0.6
150X150	W10:H35/40/45/50	W15:H50/60/80	1950	0.35~0.6
200X200	W10:H35/40/45/50	W15:H50/60/80	2000	0.35~0.6



Square Tube Ceiling

Specification (mm)

Item	Width	Length	Height	Thickness
P01-A 100XL	30	3000-6000	100	1.0
P01-B 150XL	30	3000-6000	150	1.2
P01-C 200XL	30	3000-6000	200	1.5

REMARK: We can also supply other specification according to the client's requirements



Offers superior wash resistance without compromising panel finish



Excellent resistance to dirt and/or grease; for lasting and performance.



Impact Resistance Excellent resistance to surface impact as per Falling Ball Test



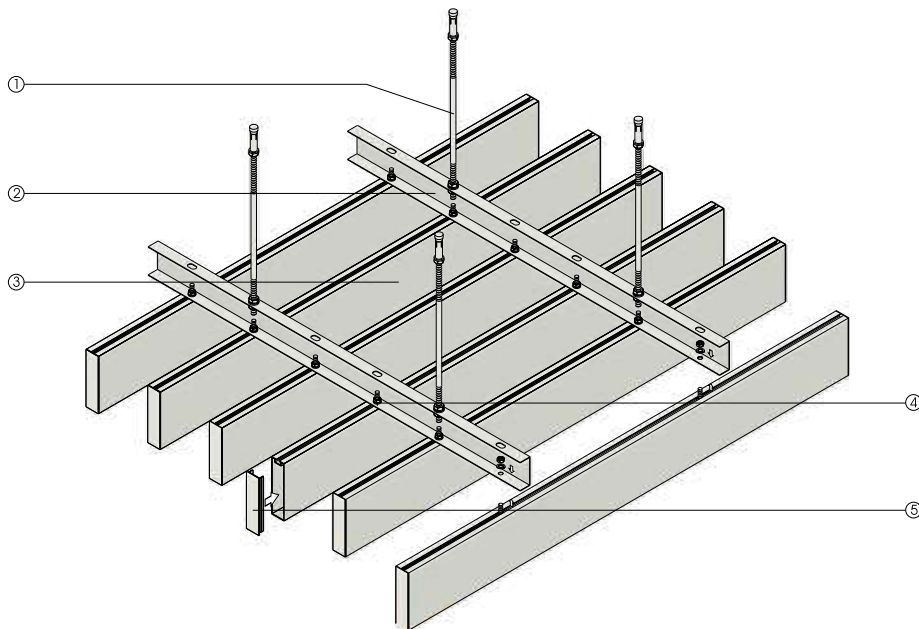
Withstands up to 150 scrub cycles



minimizes panel damage

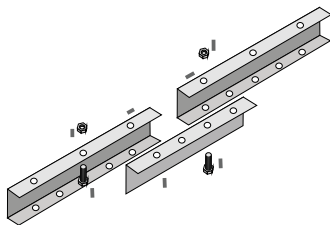


Color options

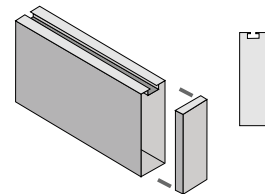


- ① M8 Thread rod
- ② C Slot Carrier
- ③ Square-Shaped Aluminum Bar
- ④ M6 Screw
- ⑤ Side Cover

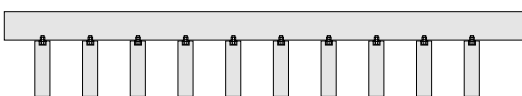
龙骨连接图



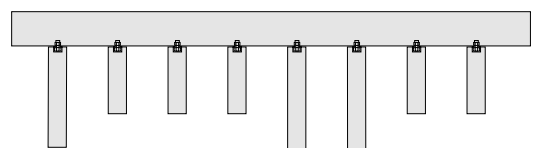
方管边盖示意图



方条型吊式天花吊挂系统示意图



方条型吊式天花截面示意图



高低组合截面示意图

Profile square tube ceiling:

The quality of 2003 aluminum alloy plate


State: h24

Thickness:0.4~1.0mm

Surface treatment: powder coating or

Polyester coating

Installation: lifting t keel system

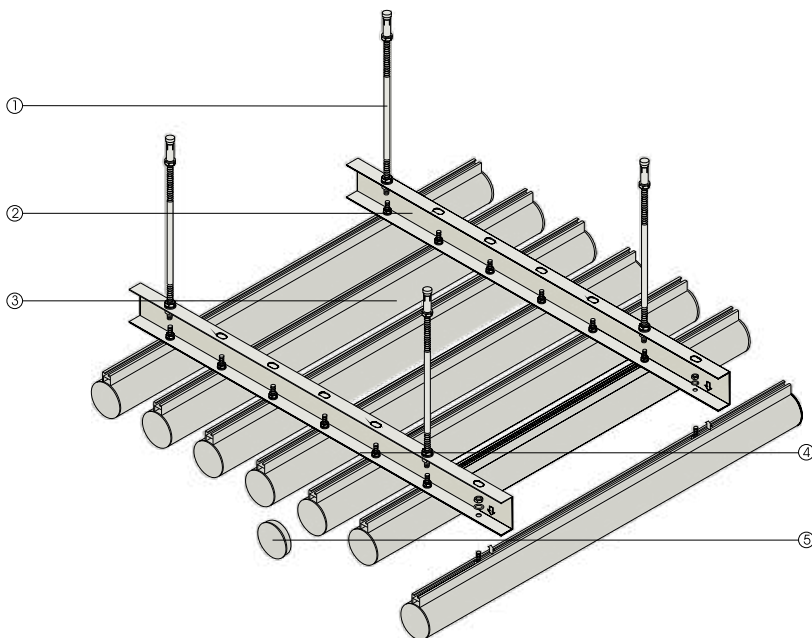



Roundtube Ceiling

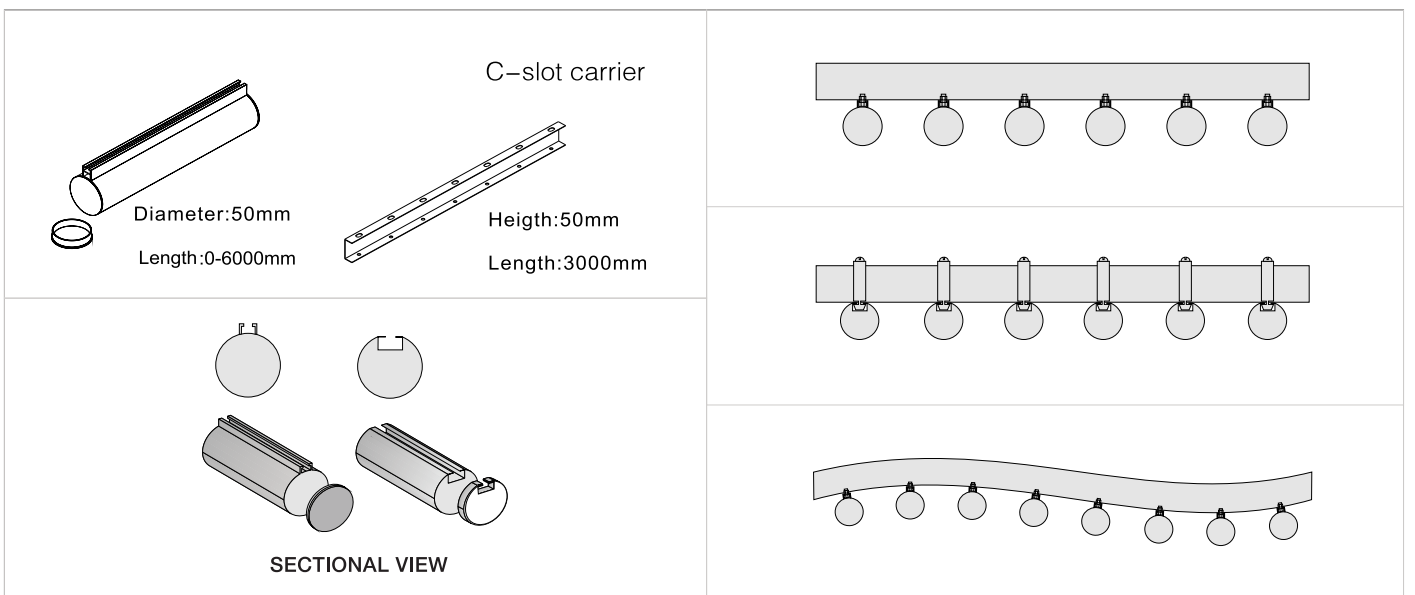


Space application:

Suitable for hospitals, Metro, station, airport, gas station, museum and other large engineering.



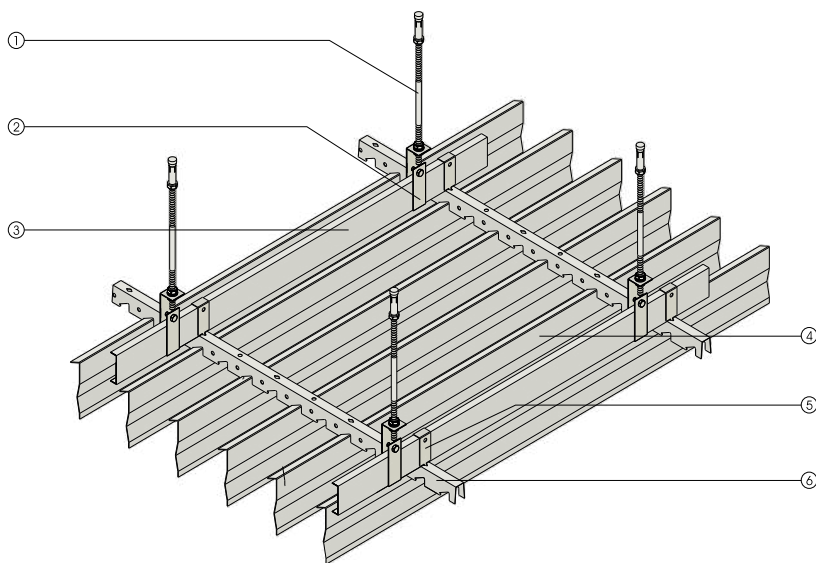
- ① M8 Thread rod
- ② C-Slot Carrier
- ③ Aluminum Pipe
- ④ M6 Screw
- ⑤ Cover of Aluminum Pipe



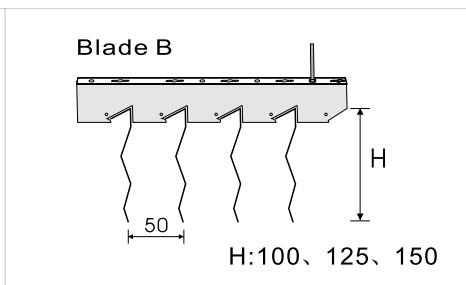
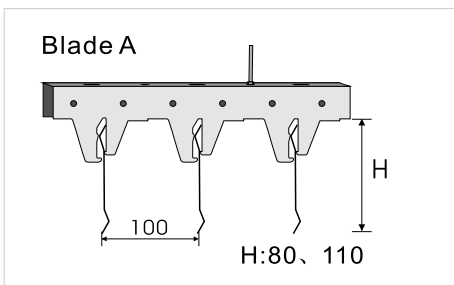
Blade Ceiling




Inserting Blade Ceiling Installation Instruction



- ① M8 Thread rod
- ② Hanger for Main Carrier
- ③ Main Carrier
- ④ J-Shaped Inserting Slice Curtain Ceiling
- ⑤ Hanger for J-Shaped Inserting Blade Ceiling Carrier
- ⑥ J-Shaped Inserting Blade Ceiling Carrier

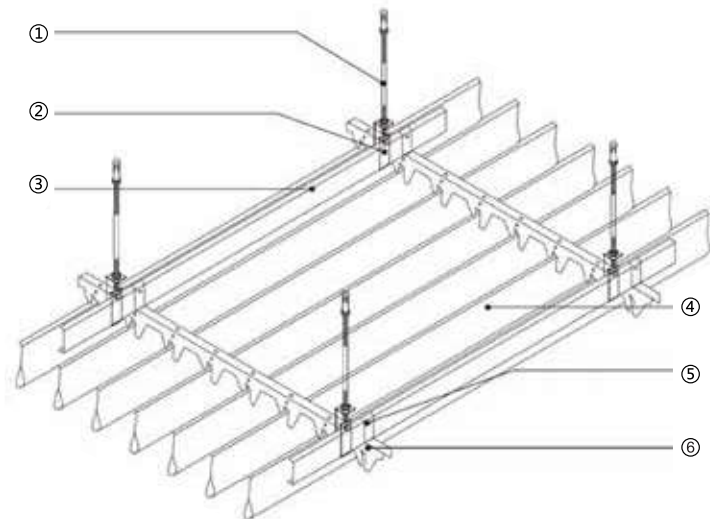
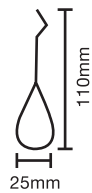


DRIPPING SCREEN CEILING





Installation Diagram

- ① M6 Hanger Rod
- ② Main Carrier Hanger
- ③ Main Carrier
- ④ Water Drip Screen Ceiling
- ⑤ Hanger for Water Drip Screen Ceiling Carrier
- ⑥ Water Drip Screen Ceiling Runner




BULLET-SHAPED BAFFLE CEILING

Item NO.	(H)	(W)	(D)
PH 100	100	25	1.2
PH 150	150	25	1.2



C-Strip Ceiling



Specification

Width	Height	Thickness
100 mm	15 mm	0.6/0.7 mm
150 mm	15 mm	0.6/0.7 mm
200 mm	15 mm	0.7/0.8 mm
300 mm	15 mm	0.8/0.9 mm
(Length):0-6000mm		



Offers superior wash resistance without compromising panel finish



Excellent resistance to dirt and/or grease; for lasting and performance.



Withstands up to 150 scrub cycles



minimizes panel damage



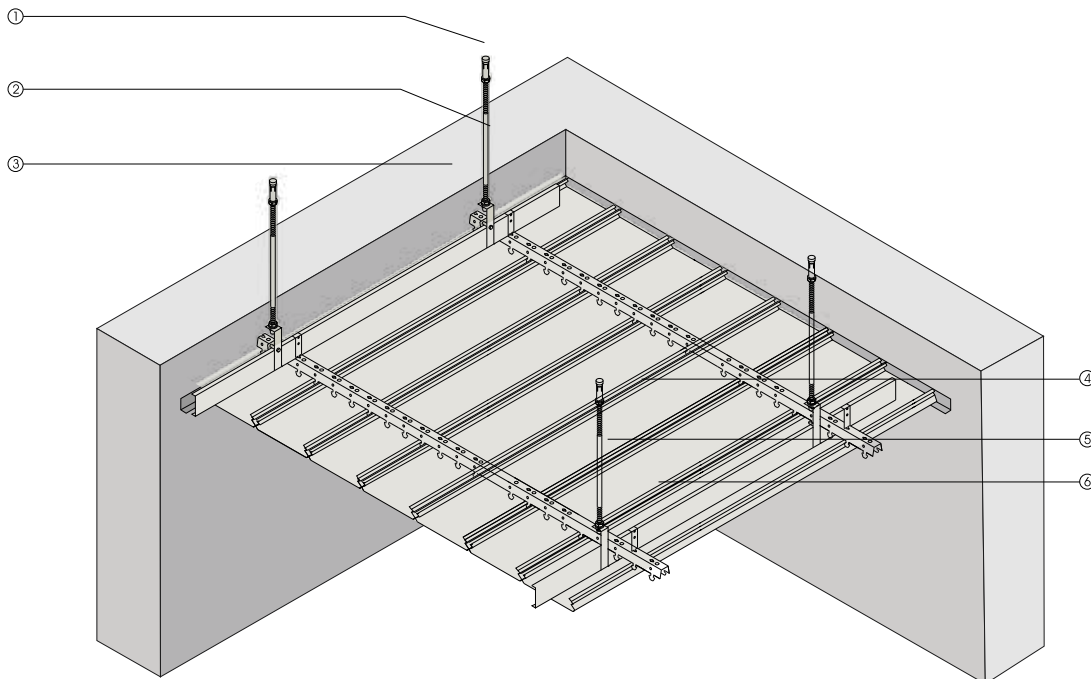
Impact Resistance Excellent resistance to surface impact as per Falling Ball Test



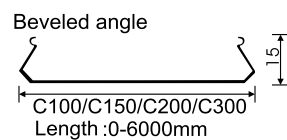
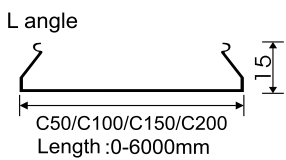
Color options

Space application:

Suitable for hospitals, Metro, station, airport, gas station, museum and other large engineering.



- ①M8 Thread rod ②Hanger for Main carrier ③Main carrier
- ④C-shaped flat strip panel ⑤Hanger for C-shaped strip carrier
- ⑥C-shaped strip carrier



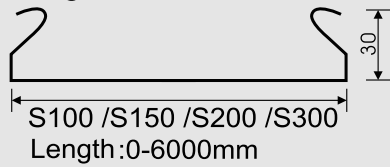
S-Strip Ceiling



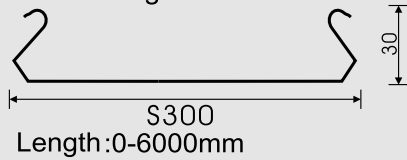
S-STRIP CEILING



L angle


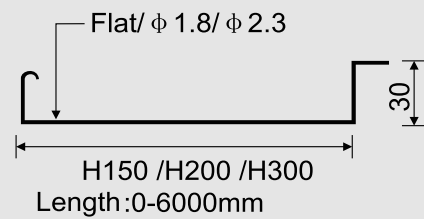


Beveled angle



H-STRIP CEILING

H型条

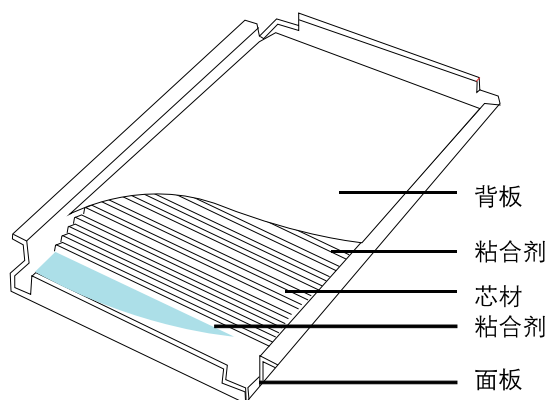



Corrugated Ceiling

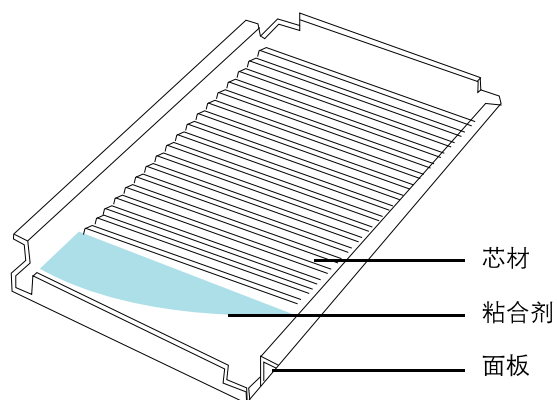


规格尺寸：长度：1000-6000mm.宽度：1220-1500.最大尺寸可以做到1500*6000mm.

常用厚度规格有1.5mm,2.0mm,2.5mm.



双面瓦楞板



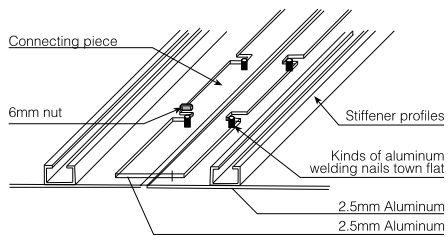
单面瓦楞板



Non-Standars Ceiling

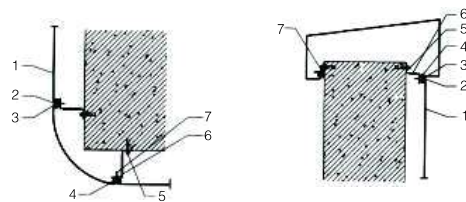


Internal Corner Installation



First of all species in the nail plate surface, and then install the connecting piece, Nut on the plate with a fixed surface.

External Corner Installation



1. aluminum Single panel
2. Sealant of weather resistance
3. Article foam pad lining
4. staggered installed hanger
5. expansion bolt
6. angle steel welding after leveling
7. self-tapping screws

Single instance of the external walls of the installation of aluminum

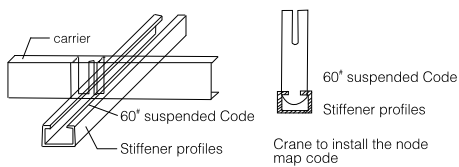


Plate and plate Connections Map

Single-layer aluminum curtain wall installation

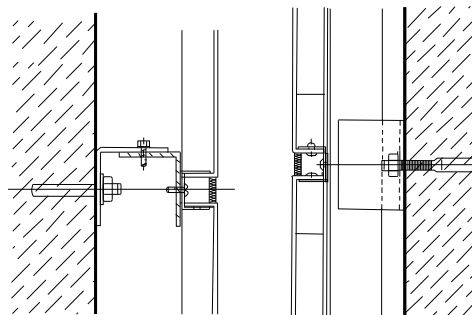


Figure Of The Walls Corner

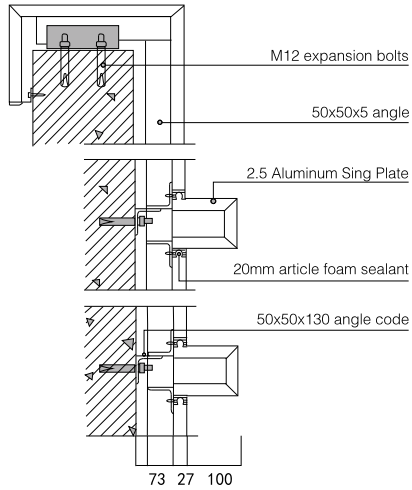
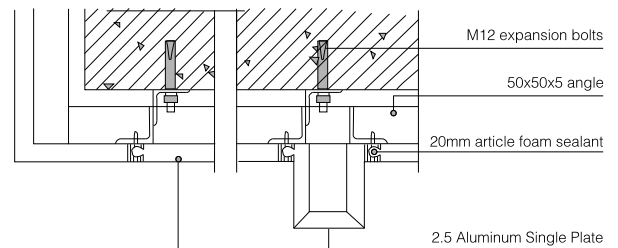
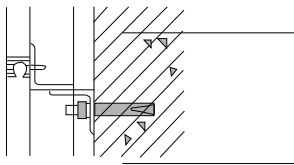
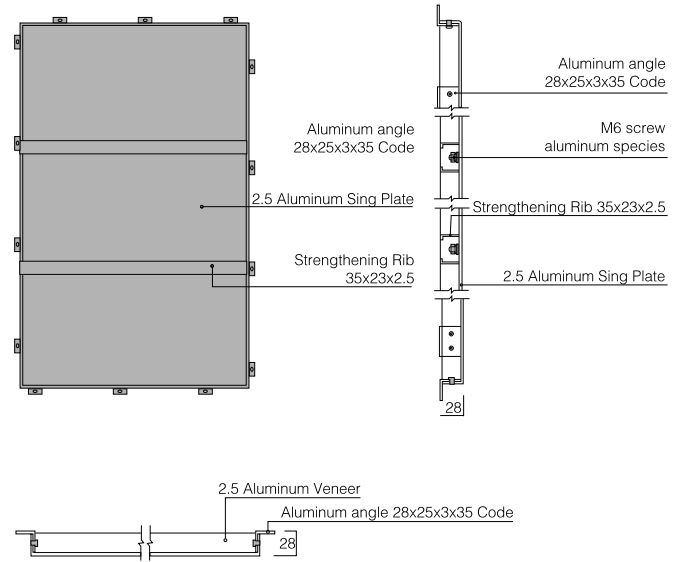
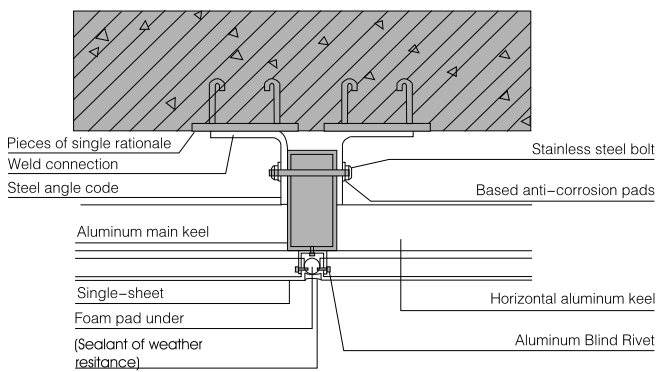


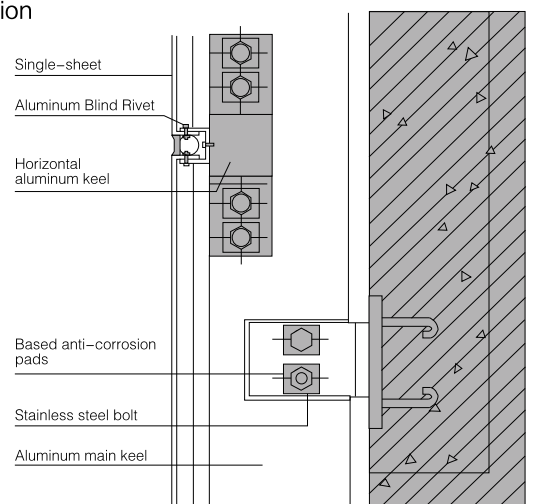
Figure Of The Flat Plate



Ceiling Installation



Wall Installation





No. 176 Tagore Lane, Singapore 787578

Tel: +65 6758 6633

Fax: +65 6756 0387

Web: www.evovesg.com

 **SONG**
FURNITURE CONSTRUCTION & TRADING
PTE LTD

Web: www.songfurniture.com.sg

